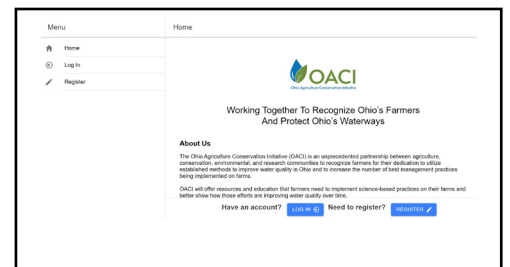
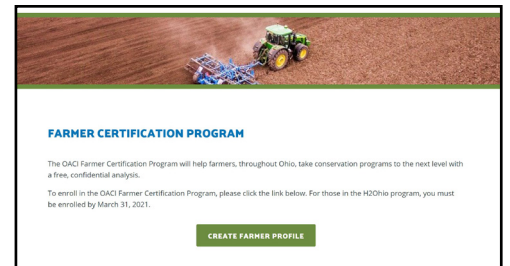


ENROLL NOW IN OACI'S FARMER CERTIFICATION PROGRAM

Enrollment is now live for the Ohio Agriculture Conservation Initiative (OACI) Farmer Certification Program, which will help farmers take conservation programs to the next level. Enrolling through the app or on OhioACI.org is easy and only takes a few minutes to complete!

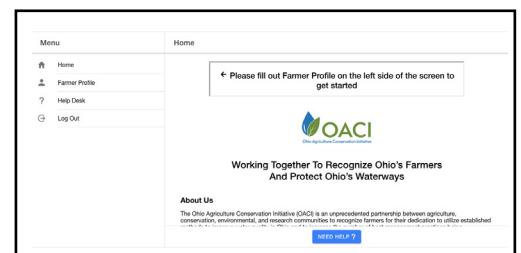
TO SET UP AN ACCOUNT:

1. Download the app (**OACI Certifications**) through the Apple App Store or Google Play Store. Or, visit **OhioACI.org**.
 - a. On OhioACI.org, scroll down to the Farmer Certification Program and click **ENROLL NOW**.
2. Click **REGISTER** and fill out the information needed to create an account, including:
 - a. First and last name
 - b. Username (Tip: set your username as your first initial and last name or something that's easy to remember for logging in)
 - c. Create a password and confirm the password
 - d. Select two security questions from the dropdown menu and provide the answer
 - e. Complete the CAPTCHA box
 - f. Click **REGISTER**



TO COMPLETE YOUR FARMER PROFILE:

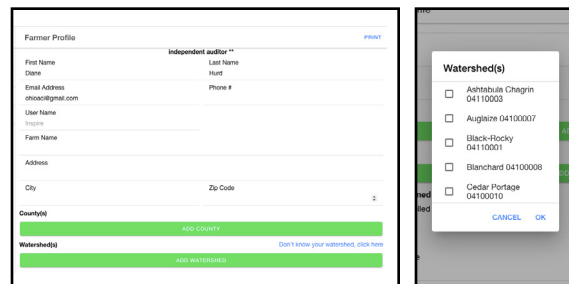
3. Once signed in, click on **FARMER PROFILE** on the left side of the screen. It will then prompt you to answer questions regarding general farm information, nutrient information, nutrient recommendations, and cost share.



01 - GENERAL INFORMATION:

- Name
- Email
- Phone Number
- Username
- Farm Name
- Address
- County – select from dropdown menu under ‘Add County’ – you can add as many as needed
- Watershed(s) – select from dropdown menu under ‘Add Watershed’ or click on the blue ‘Don’t know your watershed, click here’

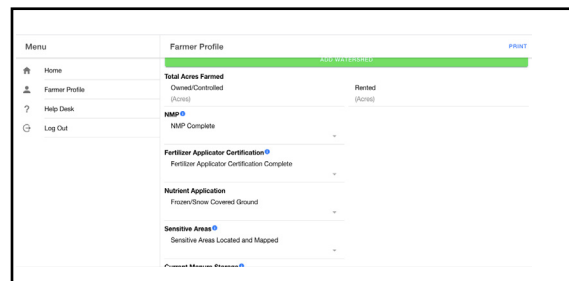
01



02 - FARM INFORMATION:

- Total Acres Farmed (Owned/Controlled; Rented)
- Acres Per Crop Rotation - If needed, click the green button to add another crop

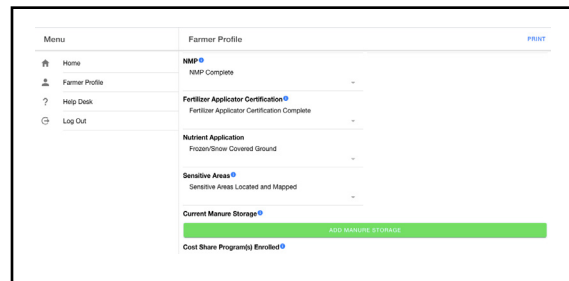
02



03 - NUTRIENT INFORMATION:

- Nutrient Sources (Owned/Controlled; Rented) – Breakdown of Fertilizer, Manure, Biosolids and Other Acres

03 AND 04



04 - NUTRIENT RECOMMENDATIONS*:

- NMP Complete (Yes or No. If no, has it been started?)
- FACT (Fertilizer Applicator Certification Training License) Complete (Yes or No. If yes, include date completed.)
- Nutrient Application on Frozen/Snow Covered Ground (Yes, No or I Don't Know)
- Sensitive Areas (areas more susceptible for nutrient loss) Located and Mapped (Yes or No)
- Manure Storage (Dropdown menus to select species, amount of storage and type of manure)

04 - MANURE STORAGE



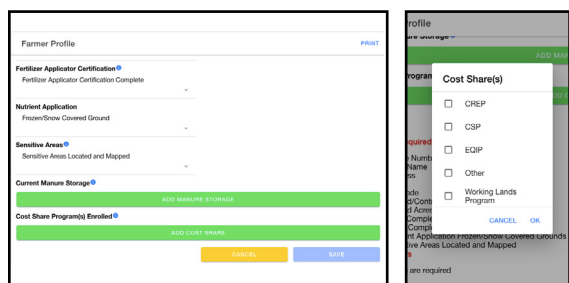
05 - COST SHARE:

- Dropdown Menu of What Programs You are Currently Interacting With (CREP, CSP, EQIP, Other, Working Lands Program – may add multiple forms of cost share)

COST SHARE

*Note: Where there is a blue circle with an 'i' on it, you can click on it for more explanation.

05



06

Any information missing will be listed on the bottom left. Once all required fields are completed, click **SAVE**.

CONGRATULATIONS!

Now that you have created your account and completed your profile, please follow the steps to complete the certification in order to meet the requirement outlined in your H2O contract. If you have any questions, please contact nicole@ofswcd.org.